

HEALTHY AND MOBILE *AT WORK*



TALO.S

THE RIGHT SOLUTION FOR EVERY *WORK SITUATION*



SINGLE WORKSTATION
*with pull-up elements to extend
the working area*

**TEAM WORKSTATIONS
IN AN S-LAYOUT**
*Beamless construction for
easy stowage of pedestals*

TEMPORARY BENCH-STYLE WORKSTATIONS
for cooperation with colleagues

DOUBLE BENCH WORKSTATION
*can be adjusted to different
working heights*

TALO.S

WORKING HABITS VARY AS MUCH AS THE PEOPLE THEMSELVES. SIT DOWN TO THINK THROUGH A CONCEPT OR CALCULATE A QUOTE. STAND UP TO SKETCH OUT AN IDEA, MAKE A PHONE CALL OR GREET VISITORS. TALO.S IS A FUNCTIONAL, NO-FRILLS WORKSTATION SYSTEM THAT PROVIDES THE RIGHT SOLUTION IN ANY SITUATION. THE T-FRAME PROGRAMME WITH SQUARE-TUBE LEGS OFFERS PRODUCT APPEAL FOR EVERYONE WITH AN ATTRACTIVE AND UNIFORM DESIGN, AS WELL AS SIX HEIGHT ADJUSTMENT VARIANTS. AS A STAND-ALONE DESK, TALO.S IS EASY TO LINK, AND IS A PERFECT MATCH FOR THE NEW REQUIREMENTS OF EVER-CHANGING OFFICE LANDSCAPES. THE IMAGINATIVE BEAMLESS DESIGN ALLOWS PLENTY OF LEGROOM. TALO.S IS THE DYNAMIC AND VERSATILE SOLUTION FOR YOUR OFFICE – VARIABLE IN HEIGHT AND HARMONIOUS IN LOOKS.


SINGLE WORKSTATION
*and meeting table with
chrome column*

THE BASIS OF ERGONOMIC *WORKING*



PRODUCTS:

TALO.S comfort height adjustment, ACTA.MODUL storage, LAMIGA task chair, pedestal, OKAY.II visitor chairs, TALO.S mobile table



The leg frame in high-grade chrome lends an elegant feel to the workstation, which features motorised height adjustment.

THE TALO.S SINGLE WORKSTATION BLENDS IN PERFECTLY WITH ANY WORKING ENVIRONMENT THANKS TO ITS CLEAR-CUT, MINIMALIST STYLING. THE STURDY BEAMLESS CONSTRUCTION OPENS UP NEW LEG ROOM. THE VARIANT WITH MOTORISED ADJUSTMENT CAN BE CONVENIENTLY AND QUICKLY SET TO THE REQUIRED HEIGHT AT THE TOUCH OF A BUTTON, SO THAT IT FULFILS THE INDIVIDUAL'S REQUIREMENTS FOR A DYNAMIC AND RELAXED WORKING STYLE. THIS IS WHAT THE HEALTHY OFFICE ENVIRONMENT OF TODAY LOOKS LIKE. BACKACHE AND LACK OF MOVEMENT ARE A THING OF THE PAST.



PERFECTLY FUTURE
COMPATIBLE

PRODUCTS:
TALO.S, OKAY.II task chairs, ACTA.PLUS storage, pedestals, NET.WORK.PLACE elements

THE MODULAR DESIGN MAKES IT EASY TO CUSTOMISE THE SINGLE WORKSTATION TO SUIT INDIVIDUAL REQUIREMENTS. IT'S EASY TO EXTEND THE WORKING AREA USING OPTIONAL EXTENSION ELEMENTS. THEY CREATE SPACE FOR SORTING DOCUMENTS, OR THE SEMICIRCULAR MODULE CAN BE USED FOR AD-HOC MEETINGS.



SIDE EXTENSIONS

All extensions – right or left – are easy to fit and give you more space for communication.



STURDY SHELF

CPU bracket and printer shelf can be mounted flexibly either on the inside or the outside of the leg frame.

SET THE CORRECT HEIGHT IN AN *INSTANT*



PRODUCTS:
TALO.S gas lift, OKAY.II task chairs, ACTA.PLUS storage, pedestals



TALO.S CAN BE ADJUSTED ACCORDING TO WEIGHT. THE GAS LIFT FEATURE MAKES IT EASY TO SET TO THE REQUIRED HEIGHT. THE WEIGHT CAN BE SET IN ADVANCE TO ALLOW FOR UP TO 50 KG, SO THAT THE DESKTOP GLIDES UP AND DOWN ALMOST BY ITSELF. NO MOTOR, NO POWER. THIS IS COMFORT AS IT SHOULD BE – REGARDLESS OF THE USER'S HEIGHT. THE TALO.S GAS LIFT DESK IS A FUSS-FREE ERGONOMIC WORKSTATION EVEN FOR CONSTANTLY CHANGING USERS.

ALWAYS ON THE *MOVE*

▼
If you alternate between a standing and a sitting position at work, it benefits your back and therefore your health.

THE MOTORISED VARIANT OF TALO.S READS YOUR MIND. AT THE TOUCH OF A BUTTON THE WORKTOP RISES SILENTLY AND CONVENIENTLY TO STANDING HEIGHT. THE INTEGRAL MEMORY FUNCTION CAN STORE A SELECTION OF FAVOURITE USER POSITIONS SET ON THE BASIS OF THE USER'S HEIGHT. AN INTEGRAL SAFETY LOCK STOPS THE TOP GENTLY IN THE EVENT OF AN OBSTRUCTION. THE IDEAL SOLUTION FOR PLACES WHERE QUICK MOVEMENT IS CRITICAL.

PRODUCTS:

TALO.S motorised, OKAY.II task chairs, ACTA.PLUS pull-out sidefiler and storage, NET.WORK.PLACE elements

SEEING EYE TO EYE *WITH THE TEAM*

THE TALO.S WORKBENCH CAN BE EXTENDED AS MUCH AS YOU WISH, WHICH MEANS IT CAN PROVIDE PLENTY OF SPACE FOR OCCASIONAL EMPLOYEES. SMART ELECTRICS OPTIONS BRING POWER TO THE WORKSTATIONS. MESSY CABLES ARE STOWED NEATLY IN THE STRIKING SIDE TRIMS. EVERYONE HAS ACCESS TO AN ERGONOMIC WORKSTATION DESIGN – EVEN DESK-SHARERS – BECAUSE THE BENCH IS AVAILABLE AS A LIFT DESK OR WITH MOTORISED HEIGHT ADJUSTMENT.

PRODUCTS:

TALO.S bench, VALYOU task chairs, ACTA.CLASSIC storage, ACTA.PLUS mobile

THE RIGHT WORKING HEIGHT *FOR EVERYONE*



*The TALO.S workbench can be extended
to give you as much space as you need*



**THE TALO.S DOUBLE WORKBENCH IS A SITTING/
STANDING SOLUTION THAT OFFERS THE SAME
BENEFITS AS THE SINGLE WORKSTATION.** WORK-
TOP HEIGHTS CAN BE ADJUSTED INDEPENDENTLY,
ALLOWING EACH USER TO SELECT THEIR OWN INDI-
VIDUAL HEIGHT PREFERENCE. HEIGHT ADJUSTMENT
CAN EITHER BE MOTORISED OR CRANK-WOUND.
THE SEPARATE 3RD LEVEL SERVES AS A CENTRAL
DIVIDER, OFFERING PRIVACY AND A QUIET WORKING
ATMOSPHERE IN EVERY POSITION, AS WELL AS A
SPACE TO STORE YOUR ACCESSORIES.



PRODUCTS:

TALO.S bench, OKAY.II task chairs, ACTA.PLUS mobile, NET.WORK.PLACE elements

Find the position that suits you with TALO.S



THE OPTION OF SETTING THE WORKSTATIONS TO DIFFERENT HEIGHTS MAKES THE TALO.S SYSTEM A DEPENDABLE PARTNER TO HELP COMBAT THE LACK OF MOVEMENT TYPICAL IN THE WORKPLACE. A STATIC WORKING POSITION IS A THING OF THE PAST. EACH EMPLOYEE CAN HAVE A WORKSTATION CUSTOMISED TO HIS/HER OWN ERGONOMIC NEEDS.

Six height settings to ensure you get the best results at work



**CROSS-HEAD
SCREW**

Manual tool-free height
adjustment in increments
from 650 – 850 mm



GAS LIFT

Height adjustment from
680 – 1180 mm for +/- 20 kg or
+/- 40 kg useful load that requires
no power source



CRANK

Fast manual adjustment
within the
620 – 860 mm range



**ADJUSTABLE
GAS LIFT**

Working height can be changed
quickly to accommodate a standing
height of 1180 mm with a useful
load pre-set of max. 50 kg. No
power source is required, yet the
top simply floats into place



**CONVENIENT HEIGHT
ADJUSTMENT**

Practical, tool-free adjustment
within the range of
650 – 890 mm using the
side release lever underneath
the desk top



MOTOR

Convenient, infinitely-variable adjust-
ment from 650 – 1250 mm or
680 – 1180 mm with integral
collision prevention

The sitting/ standing dynamic is a health bonus

1

**STRENGTHENS THE STOMACH
AND LEG MUSCLES**

2

**RELIEVES THE STRAIN ON
THE SPINE AND DISCS**

3

IMPROVES CIRCULATION

4

RELAXES THE MUSCLES

5

REDUCES FATIGUE

6

DECREASES ERROR RATE

7

FEWER ABSENCES

Proactive for increased health in the workplace

The employees are the most valuable assets in a company. It's all the more important to protect these assets by designing modern workstations that promote health and provide a motivating office atmosphere. Ergonomic sitting/standing solutions make a vital contribution towards bringing movement into the office.

Alternately sitting and standing at work takes the strain off the back muscles, reduces absences and increases concentration. The dynamics of sitting/standing ensure that costly lost working hours are transformed into valuable hours of productivity. Keep moving and take responsibility for a working posture that saves your back and keeps you healthy.

Intelligent privacy screen – with and without acoustic shielding

ATTACHES WITH CLIP ADAPTER - RETROFITTABLE



1



2

1 | SCREEN ON ADAPTER

Privacy screen with integral organiser rail.

2 | HEIGHT-ADJUSTABLE FLYBY SCREEN

Individually adjustable within a range of 140 mm.

3 | SCREEN WITH INTEGRAL RAIL

To hold flat screens.

4 | RAIL WITH ORGANISER SLOTS ON BOTH SIDES

Can be used for organiser elements or flatscreen holders with intelligent cable management.



3



4

Sophisticated cable management solutions



5



6



7



8



9



9



10



10



5 | GENEROUSLY-SIZED CABLE TRAY

The electric unit is accessible for easy cabling.

6 | CABLE TRAY IS HINGED AT BOTH SIDES

On standard desks without sliding top.

7 | SLIDING TOP FOR EASY ACCESS

Allows you access to cables from above – easily, quickly and comfortably.

8 | STYLISH CABLE TRIM WITH CABLE RISER

Houses vertical electrics for motorised and lift desks.

9 | CLEVER “PUSH-TO-OPEN” HINGED CABLE COVER

Rapid access to socket bar with various configuration options.

10 | INTELLIGENT SOCKET BOX

Clips onto desktop or fits via adapter to screen; different configurations available.

Accessories for more comfort



11 | PRACTICAL CUT-OUTS IN THE DESKTOP

For third-level items with integral cable management.

12 | STURDY TOP CLIPS

For tool-free assembly of the desktop.

13 | OPTIONAL WORKSTATION EXTENSION

Top extension options for meeting situations.

14 | SIDE EXTENSIONS

CPU bracket or printer shelf fits to inside or outside of leg frame.

15 | VARIABLE MODESTY PANELS

Privacy screen with perforated pattern is attached via a bracket.

16 | STURDY T-FRAME

Side cable trims for vertical electrics management can be attached via adapters.

TALO.S bench – two for the price of one



17 | PANEL USED AS PRIVACY SCREEN

To maintain a private sphere and with organiser rail.

18 | FUNCTIONAL SIDE TRIM

Optionally either perforated steel or closed to accommodate cables.

19 | USEFUL SPACER

Maintains gap required for safety reasons.

20 | INDEPENDENT CABLE MANAGEMENT

Electrics from desktop to floor are housed in cable risers.

21 | FLEXIBLE CABLE MANAGEMENT

Electrics pass through cable risers into a central cable tray and down to the floor.

VERSATILITY AND FUNCTIONALITY – AN OVERVIEW



HEIGHT-ADJUSTABLE PRIVACY SCREEN

*with organiser rail for
maximum flexibility,
pinnable or acoustic*

PRIVACY SCREEN WITH ORGANISER RAIL

*to fix flatscreen monitor
brackets or shelves securely*

MODESTY PANEL

*Privacy screen with
perforated pattern,
retrofitable*

DESKTOP EXTENSION

*to increase working space,
retrofitable*

CUT-OUTS

*incl. practical cable
management options*

CPU BRACKET METAL

*can be opened inwards
or outwards*

ROBUST BEAM CONSTRUCTION

*for maximum legroom and
freedom of movement*

"PUSH-TO-OPEN" HINGED CABLE COVER

for direct access to data and power

ADAPTER WITH INTEGRAL CABLE MANAGEMENT

for retrofitting a third level

HEIGHT ADJUSTMENT IN LINE WITH STANDARDS 650 – 850 MM

tool-free adjustment

PRINTER TRAY

retrofitable

TOP CLIPS

*tool-free removal
of desktop*

SMOOTH-RUNNING SLIDING TOP

*free access to cables
from above*

CABLE CHAIN

*no messy cables
under the desk*

CONCEALED CABLE MANAGEMENT on the leg frame

SPACIOUS CABLE TRAY IN TWO HEIGHTS

*for max. cable volumes
incl. direct link for
cable riser*

UNIVERSAL TO
SUIT ALL YOUR
REQUIREMENTS

ECOLOGICALLY
EXEMPLARY, WE TAKE
RESPONSIBILITY



With our products and for our products. We take into account all aspects of sustainability and place high importance on the use of environmentally-friendly materials and production processes that are gentle on natural resources, such as gapless edge processing using laser technology.

Furthermore our use of comprehensive product testing enables us to guarantee high functionality and durability to meet changing requirements simply by retrofitting or replacing components within a modular system. Our environment certificate documents our recycling statistics and reusability at a glance, making it easier to opt for eco-friendly products that are sustainably manufactured.

Our responsibility is based on the following principles:

- ▶ Preference for reusable materials
- ▶ Marking of plastic components by material type
- ▶ Using easily-released connections
- ▶ Separation of materials to allow the return of resources to the material chain
- ▶ High functionality guaranteed



NEW

TALO.S CONFERENCE PROGRAMME
READY FOR *DECISIONS*



- ▶ Flexible solutions as a result of broad dimensional variability
- ▶ Height adjustment in standing range, too, with motorised height adjustment
- ▶ Contemporary and practical electrics options and media integration
- ▶ Individual desks and conference systems
- ▶ Intelligent construction principle with attractive price-performance ratio
- ▶ Designed to match the workstation range



Finishes

DESK TOP SURFACES				FRAME COLOURS	
MELAMINE SOLID COLOUR	MELAMINE PATTERNED	VENEER		POWDER- COATED METAL	CHROME
GK Grey	AA Acacia	AH Canadian maple natural	EH Oak light stained	AL Alu coloured	GC Chrome
GW Off-white	AO Maple	BB Pear	EN Oak natural	AM Anthracite metallic	
KH Light grey	ET Oak natural	BH Beech natural	ES Oak chocolate stained	GK Grey	
KT Alu coloured	MB Beech	BO Beech chocolate stained	NA Ash natural	GW Off-white	
UM Melange	NK Walnut	BU Beech light stained	RB Beech red-brown stained	KH Light grey	
WI Pure white	UL Elm	BZ Beech anthracite stained	SK Ash chocolate stained	KS Black	
		CK American cherry	SN American walnut natural	WI Pure white	
			WS Ash white stained		



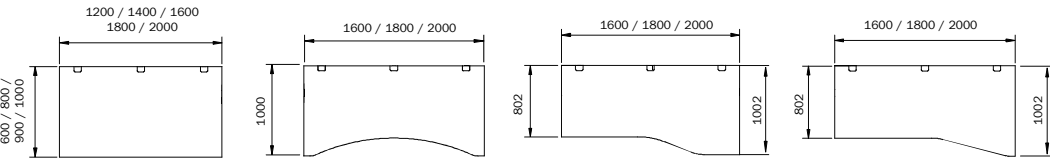
Subject to technical and programme alterations, printing and other errors.
Printed colours may vary from actual colours.

Product overview

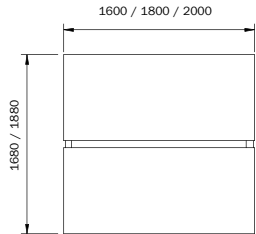
Leg frame		 Single workstation	 Bench
T-frame, square tube		•	•
Dimensions			
Widths	800, 1000, 1200, 1400, 1600, 1800, 2000 mm 1600, 1800, 2000 mm	•	•
Depths	600, 800, 900, 1000 mm 1680, 1880 mm	•	•
Height adjustments			
Height-adjustable	650 – 850 mm	•	•
Comfort adjustment (using side release lever)	650 – 890 mm	○	
Gas lift	680 – 1180 mm with adjustable useful load from 0 – max. 50 kg (depending on desk size) 680 – 1180 mm for 20 kg / 40 kg useful load	○ ○	
Electric motor	650 – 1250 mm, double telescope optional 680 – 1180 mm, single telescope	○	○
Crank-wound	620 – 860 mm	○	○
Worktops			
Chipboard	25 mm melamine-faced sliding top can be removed without tools	•	•
Wood-product panel with veneer		○	○
Variants			
Single desks, linking (for height-adjustable desks only)		•	
Team tables for bench systems			•
Extensions			
3rd level	As option via adapter	○	○
At sides	Extension tops, CPU holder, printer tray Side trim perforated steel or closed	○	○ ○
Below	Modesty panel	○	
Configurations	Possible as option using a variety of different link modules for 800 mm deep desks	○	
Railing	Railing with organiser slots for accessories or flatscreen brackets, with fabric or acrylic glass, organiser accessories both sides	○	
Desktop screens	Are fabric-covered and have acoustic properties	○	○
Flyby screens	For installation behind the desk	○	
Wire management			
Horizontal	Optionally available with matching cable tray or cable management clips	○	○
Vertical	Additional vertical cable trim or cable riser	○	○
Cut-outs/adapters	For selected platforms	○	
Sliding top	For selected platforms	•	•
Cable tray opens both sides, hinged	Optionally available for desks without sliding top	○	
“Push-to-open” hinged cable cover	Optional “push-to-open” hinged cable cover 400 x 166 mm; incl. socket plate with pre-fitted 4-gang socket (3x Type F, 1 x RJ 45); left or right for 1600 – 2000 mm, central for 1200 – 1400 mm	○	

Desk top shapes

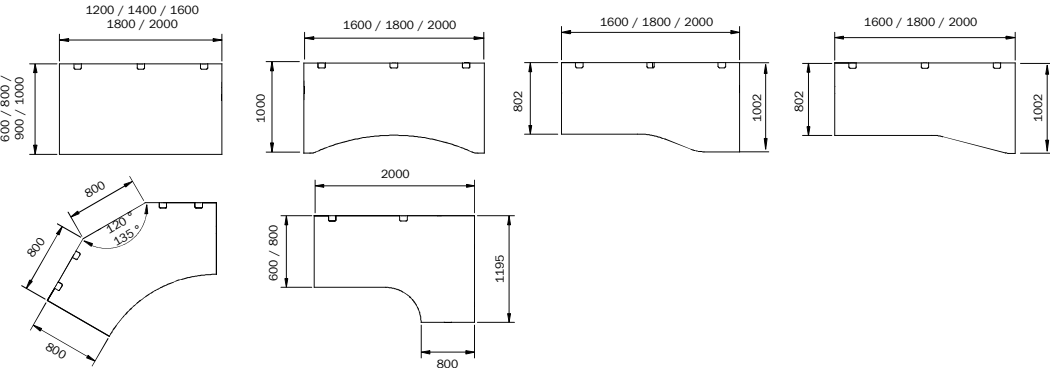
Motorised desks / lift desks (only 1600 / 1800 / 2000 mm)



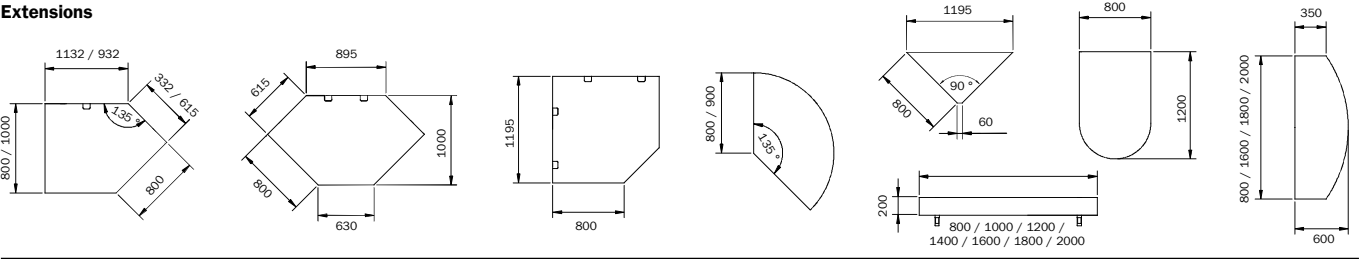
Bench workstations



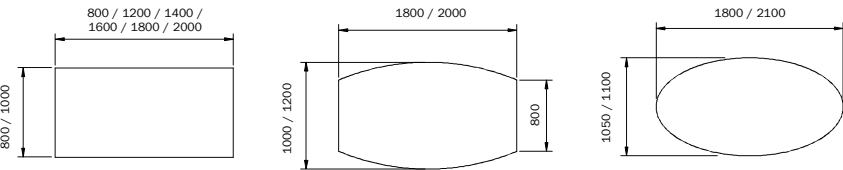
System desks



Extensions



Meeting tables



Deutschland

König + Neurath AG
Büromöbel-Systeme
Industriestraße 1–3
61184 Karben
Tel.: +49 (0)6039 483-0
Fax: +49 (0)6039 483-214
e-mail: info@koenig-neurath.de
www.koenig-neurath.de

Great Britain

K + N International
(Office Systems) Ltd
52 Britton Street
London EC1M 5UQ
Tel.: +44 (0)20 74909340
Fax: +44 (0)20 74909349
e-mail: info@koenig-neurath.co.uk
www.koenig-neurath.co.uk

Nederland

König + Neurath Nederland
Office Furniture
Airport Business Park Lijnden
Frankfurtstraat 18+22
1175 RH Lijnden
Tel.: +31 (0)20 4109410
Fax: +31 (0)20 4109419
e-mail: info@konig-neurath.nl
www.konig-neurath.nl

France

König + Neurath AG
Showroom Paris
66, rue de la Victoire
75009 Paris
Tel.: +33 (0)1 44 63 23 93
Fax: +33 (0)1 44 63 23 97
e-mail: info@koenig-neurath.fr
www.koenig-neurath.fr

Schweiz

König + Neurath (Schweiz) GmbH
Büromöbel-Systeme
St. Gallerstrasse 106 d
CH-9032 Engelburg / St. Gallen
Tel.: +41 (0)52 770 22 42
e-mail: info@koenig-neurath.de
www.koenig-neurath.de